

穿戴式裝置與行為改變技術 對增加高齡女性身體活動及減少靜態行為之影響： 隨機對照研究

A randomized controlled trial of wearable accelerometer-based feedback and behavior change techniques to increase physical activity and reduce sedentary behavior in older women

發表者：王妤卉
指導教授：廖邕博士
共同指導教授：薛名淳博士

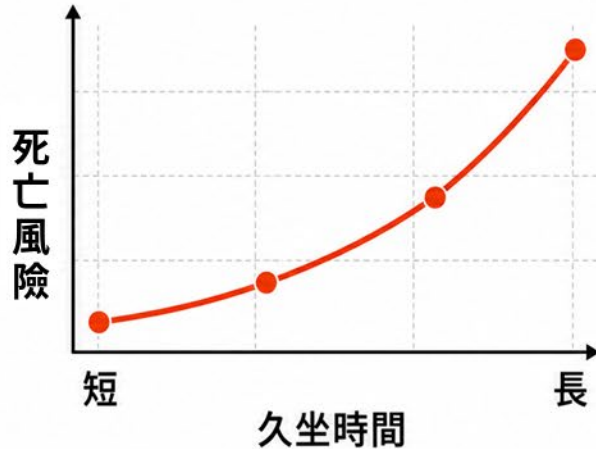
研究背景與動機

- 高齡女性在晚年普遍面臨失能與多重慢性病。
 - 80歲以上的女性中，將近60%至少一項失能，且身體功能明顯率退。
- 因此身體活動 (PA) 及可改變的行為是重要的介入目標 (Rillamas-Sun et al., 2018) 。

身體活動量 vs 心血管疾病



靜態行為 vs 全死因死亡率



高齡女性挑戰



(Nguyen et al., 2024) 。

研究背景與動機



(Room et al., 2021; Neil-Sztramko et al., 2022; Meredith et al., 2023; Lenouvel et al., 2023)

研究背景與動機

1 穿戴式科技的潛力



促進身體活動 (PA)



減少久坐行為 (SB)



客觀監測活動量



追蹤日常行為

2 相較傳統運動方案的優勢



穿戴式科技
持續監測與數據



提升動機



自我監測



有助長期
遵從性

3 關鍵不只是裝置本身



穿戴式裝置

+



行為改變技巧
(BCTs)

→



更佳介入效果

BCTs 範例



目標設定



回饋與
自我監控



提醒與
行動計畫



僅使用裝置

<



裝置 + BCTs

穿戴式裝置需結合行為改變技巧，才能更有效促進身體活動並減少久坐行為。



文獻探討


作者 (年份)	研究對象	介入內容	身體活動結果	靜態行為結果
Barwais (2013)	成人	穿戴裝置 + 行為改變	輕度身體活動 ↑ 中高強度身體活動 ↑	靜態行為 ↓
Schuna (2014)	成人	穿戴裝置+行為改變	身體活動 ↑	靜態行為 ↓
Ashe (2015)	高齡者	穿戴式裝置 + 行為介入	身體活動 ↔	靜態行為 ↔
Lyons (2017)	高齡者	穿戴式裝置+行為介入	身體活動 ↔	靜態行為 ↔

過去同時探討身體活動與靜態行為的介入研究結果**不一致**
→成人研究：發現輕度身體活動、中高強度身體活動改善且減少靜態行為
→高齡者研究：發現總身體活動量或靜態行為無顯著改變

研究缺口

多數研究來自西方，亞洲研究較少

高齡女性相關研究不足



研究目的：
透過12周健康信念模式課程+穿戴式裝置回饋提升高齡女性身體活動量減少靜態行為

名詞操作性定義

一、高齡女性

年滿65歲及以上之成年人 (全國法規資料庫, 2019)。

二、身體活動

人們清醒時由骨骼肌肉產生的需要消耗能量的任何身體動作(Caspersen et al., 1985)。按照Troiano (2008) 等，以ActiGraph wGT3X-BT三軸加速規(Pensacola, FL, USA)測量輕度身體活動 (100-2019 CPM) 及中高強度身體活動 (≥ 2020 CPM) 時間。

三、靜態行為

久坐行為型態是以每日 ≥ 30 分鐘連續久坐段落的次數與總持續時間，以及每日 1 分鐘久坐中斷次數來表示 (Troiano et al., 2008)。

研究方法-研究對象及研究流程

- ✓ 研究參與者均已簽訂知情同意書
- ✓ 並經臺北市立大學研究倫理委員會審查通過

納入標準

年齡 ≥ 65 歲，居住於社區、願意配穿戴式裝置、可獨立行走、視力正常、近三個月未達每週 150 分鐘中等強度 PA，且未從事阻力訓練

N=74
2023/01-02月於里民活動中心招募參與者



- (1) 過去一年曾骨折者 (n = 3)
- (2) MMSE分數低於 24 分者 (n = 2)
- (3) 可能影響研究之疾病者，如心血管或神經系統相關疾病 (n = 2)

Mini-Mental State Examination (MMSE) (Gou et al., 1988)

N=48
進行隨機分組



因資料不完整、對研究無興趣、拒絕後側、受傷 (n=6)

N=42
最後納入樣本 (實驗組n=22, 控制組n=20)

研究工具-身體活動與靜態行為測量

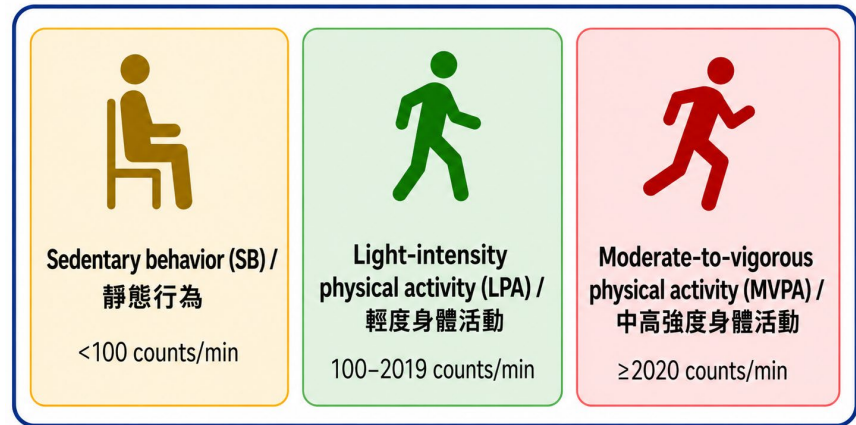
三軸加速規



於腰部連續配戴七天
至少 ≥ 4 有效日
(三個平日+一個週末)
除水中活動，睡眠時間也須配戴

(GT3X+ ActiGraph, Pensacola, Florida)

三軸加速規切點



(Troiano et al., 2008)

研究工具-身體功能測量

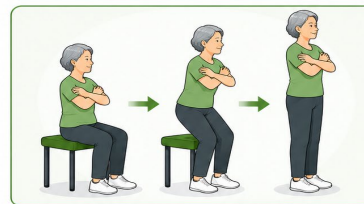
握力 (Handgrip Strength)

儀器垂直於身體，用慣用手測量兩次取最佳成績
(Taekema et al., 2010 ; Abizanda et al., 2012)




5 次坐站 (5-Times Sit-to-Stand)

雙手交叉胸前，以最快速度完成 5 次坐站。評估下肢肌耐力。
(Buatois et al., 2008)



3公尺走路速度 (3-m Timed Up and Go)

公尺標誌物再繞回坐下。評估動態平衡與靈敏度。
(Bischoff et al., 2003; Hubbard et al., 2009; Buta et al., 2016)



研究方法-介入方法-行為改變技術

實驗組



加速規成績單

讓參與者了解自己的身體活動數據

12周團體課程

健康信念模式設計課程，包含活動建議、減少計態行為及睡眠

訊息提醒

課後進行重點整理，提醒高齡者中斷靜態行為進行身體活動等資訊

目標設定

為參與者客製個人目標:如>7000步/天

個別化諮詢

擬定個別化行動計畫

控制組

會接受健康老化相關議題的課程，目的在維持參與者的研究參與動機，但沒有提供改善身體活動或改變靜態行為的認知教育及行為策略

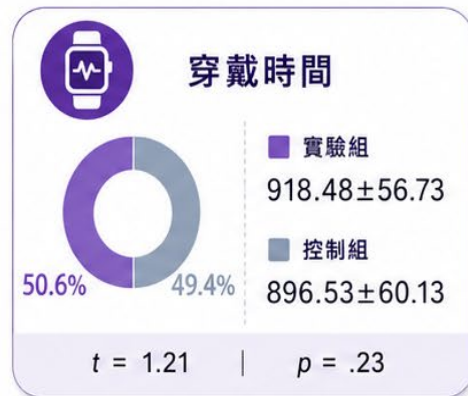
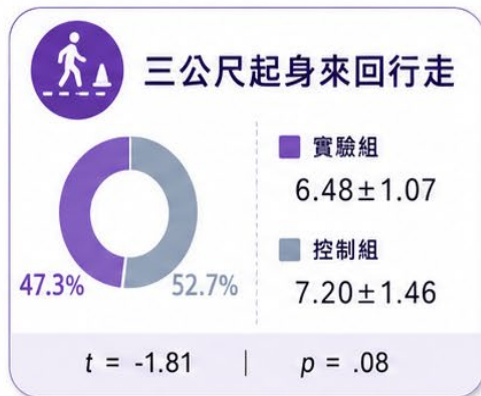
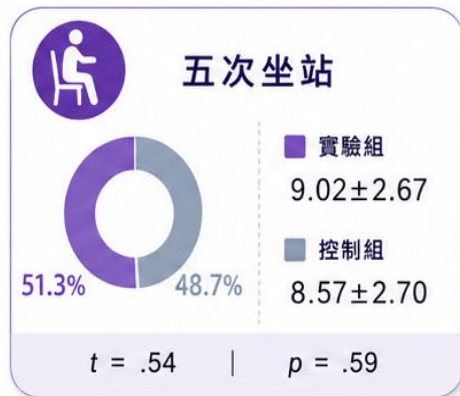
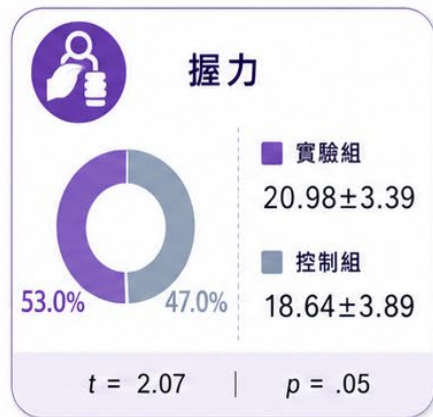
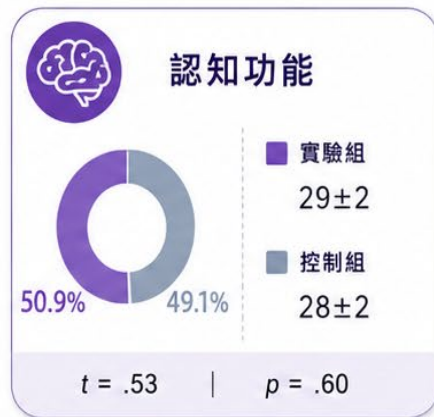
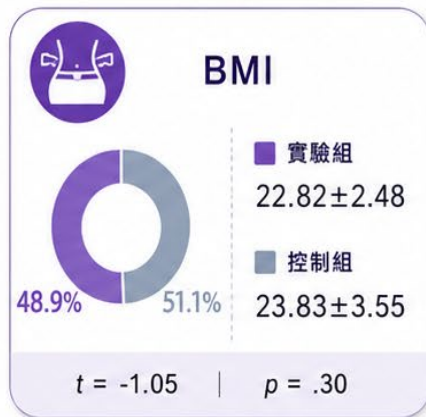
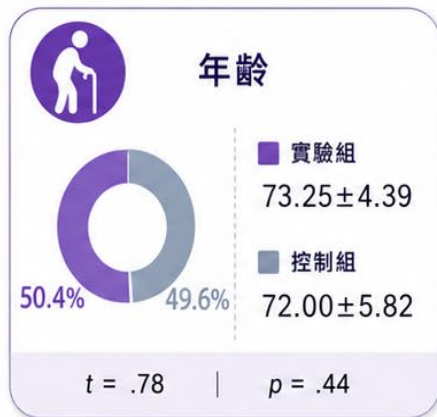
研究方法-資料處理與分析

描述性統計	平均數 標準差	<ul style="list-style-type: none">• 年齡、BMI• MMSE分數• 身體活動量(LPA/MVPA)• 身體功能
獨立樣本t檢定	檢視兩組差異	
共變數分析	檢視兩組身體活動、每日步數、靜態行為差異	
使用 IBM SPSS 22 統計軟體 統計顯著水準設定為 $p < .05$ ActiLife軟體6.0處理三軸加速規數據		

研究結果-參與者基本資料

■ 實驗組

■ 控制組



研究結果-實驗組與控制組12周身體活動與靜態行為結果

■ ANCOVA 結果顯示，介入組在 12 週後的總身體活動量與每日步數顯著高於控制組；
 平均每日連續30分鐘坐著不動的行為次數與時間顯著低於控制組；LPA、MVPA、靜態行為總時間，
 以及平均每日至少1分鐘中斷久坐的次數則無顯著差異。

變項	實驗組 0 週	實驗組 12 週	控制組 0 週	控制組 12 週	<i>p</i>	η^2
 Total PA	333.70 ± 15.36	339.28 ± 17.17	340.51 ± 16.00	318.02 ± 12.06	0.000*	0.45
LPA	312.41 ± 15.30	316.56 ± 17.09	318.00 ± 14.29	301.19 ± 10.65	0.360	0.02
 MVPA	21.28 ± 2.72	22.72 ± 4.15	22.51 ± 3.97	16.83 ± 2.85	0.079	0.08
 每日步數	7463.27 ± 460.80	8198.12 ± 606.98	7846.46 ± 670.38	6758.07 ± 564.40	0.011*	0.16
 靜態行為總時間	562.82 ± 16.05	538.98 ± 18.32	577.96 ± 14.33	580.54 ± 15.70	0.063	0.09
 平均每日連續30分鐘 坐著不動的行為次數	2.05 ± 0.284	2.01 ± 0.227	1.84 ± 0.204	4.21 ± 0.286	0.000*	0.52
 平均每日連續30分鐘 坐著不動的時間	81.65 ± 11.83	80.95 ± 9.34	76.32 ± 8.80	183.95 ± 14.56	0.000*	0.51
 平均每日至少1分鐘 中斷久坐的次數	72.47 ± 2.24	70.94 ± 2.72	65.28 ± 2.07	72.74 ± 1.71	0.054	0.09

顯著
差異

註：採共變數分析 (ANCOVA) 比較兩組差異；**p* < .05。Total PA = 總身體活動量；LPA = 輕度身體活動；MVPA = 中高強度身體活動。

討論

v 本研究主要發現

- **活動量提升**：實驗組每日總身體活動量與步數顯著高於控制組。
- **久坐型態改善**：減少了長時間久坐的頻率與總時間，成功打破久坐慣性。

v 與過去研究一致性

- **結果一致**：本研究證實「行為反饋」結合「行為改變技術」能效促進高齡者身體活動，強調行為改變介入對行為維持的重要性。

每日步數與總身體活動量的提升，與較佳的身體功能表現及較低的慢性疾病風險相關。

(Michie et al., 2009; Paterson & Warburton, 2010; Cadmus-Bertram et al., 2015; Liu et al., 2020)

討論

→ 為什麼步數增加但 LPA/MVPA 不顯著：

主要增加日常生活中的零散走動，足以反映在步數與總量，但強度尚未達到連續且穩定的LPA或MVPA分鐘數。

→ 為什麼久坐型態會改變：

加速規成績單與文字訊息提醒能讓實驗組對「久坐」產生警覺，從而增加起身頻率，這對降低心血管風險與死亡率具重要價值。

結論

穿戴式裝置與行為改變技術，可提升每日總身體活動量與步數，並改善久坐行為型態，特別是減少長時間未中斷的久坐行為。



未來研究方向與研究限制

- **未來研究建議**

進行較長期追蹤、納入更大且更多樣化的樣本，並採用適合高齡者的相對強度評估方式，以更準確反映身體活動改變

- **研究限制**


1. 對於體能與步態較特殊的高齡者，可能產生誤判，低估 SB、LPA 與 MVPA 之間的差異。
2. 三軸加速規無法測量水中活動，故有可能低估參與者身體活動。
3. 本研究招募對象為具高度參與意願的社區女性，其健康狀況或運動習慣可能優於一般高齡族群，限制了結果的推論性。



Contents lists available at [ScienceDirect](https://www.sciencedirect.com)

Experimental Gerontology

journal homepage: www.elsevier.com/locate/expgero



A randomized controlled trial of wearable accelerometer-based feedback and behavior change techniques to increase physical activity and reduce sedentary behavior in older women[☆]

Yu-Huei Wang^{a,b}, Ting-Fu Lai^{a,b,c}, Yung Liao^b, I-Lun Cheng^a, Ming-Chun Hsueh^{a,*}

^a Graduate Institute of Sport Pedagogy, University of Taipei, Taiwan

^b Graduate Institute of Sport, Leisure and Hospitality Management, National Taiwan Normal University, Taiwan

^c Biomedical Research Institute, Pusan National University Hospital, Republic of Korea



Wang, Y.-H., Lai, T.-F., Liao, Y., Cheng, I.-L., & Hsueh, M.-C. (2026). A randomized controlled trial of wearable accelerometer-based feedback and behavior change techniques to increase physical activity and reduce sedentary behavior in older women. *Experimental Gerontology*, 213, Article 112979. <https://doi.org/10.1016/j.exger.2025.112979>

本研究由國家科學及技術委員會·計畫編號：111-2410-H-845-020 臺北市立大學研究發展處·計畫編號：UT-11304 的經費與資源支持·以及中山健康服務中心協助使本研究得以順利進行



報告結束，請多多指教

參考文獻

- Abizanda, P., Navarro, J. L., García-Tomás, M. I., López-Jiménez, E., Martínez-Sánchez, E., & Paterna, G. (2012). Validity and usefulness of hand-held dynamometry for measuring muscle strength in community-dwelling older persons. *Arch Gerontol Geriatr*, *54*(1), 21-27. doi:10.1016/j.archger.2011.02.006
- Ahamad, V., Mohammad, R., Pal, A.K. *et al.* Multimorbidity and its association with health-related quality of life among older adults in india: a cross-sectional analysis of LASI wave-1. *BMC Geriatr* *25*, 740 (2025). <https://doi.org/10.1186/s12877-025-06427-1>
- Ashe, M. C., Winters, M., Hoppmann, C. A., Dawes, M. G., Gardiner, P. A., Giangregorio, L. M., . . . McKay, H. A. (2015). “Not just another walking program”: Everyday Activity Supports You (EASY) model—a randomized pilot study for a parallel randomized controlled trial. *Pilot and Feasibility Studies*, *1*(1), 4. doi:10.1186/2055-5784-1-4
- Barwais, F. A., Cuddihy, T. F., & Tomson, L. M. (2013). Physical activity, sedentary behavior and total wellness changes among sedentary adults: a 4-week randomized controlled trial. *Health and Quality of Life Outcomes*, *11*(1), 183. doi:10.1186/1477-7525-11-183
- Bellettiere, J., LaMonte, M. J., Evenson, K. R., Rillamas-Sun, E., Kerr, J., Lee, I. M., . . . LaCroix, A. Z. (2019). Sedentary behavior and cardiovascular disease in older women: The Objective Physical Activity and Cardiovascular Health (OPACH) Study. *Circulation*, *139*(8), 1036-1046. doi:10.1161/circulationaha.118.035312
- Bischoff HA, Stähelin HB, Monsch AU, Iversen MD, Weyh A, von Dechend M, Akos R, Conzelmann M, Dick W, Theiler R. Identifying a cut-off point for normal mobility: a comparison of the timed 'up and go' test in community-dwelling and institutionalised elderly women. *Age Ageing*. 2003 May;32(3):315-20. doi: 10.1093/ageing/32.3.315. PMID: 12720619.
- Buatois, S., Miljkovic, D., Manckoundia, P., Gueguen, R., Miget, P., Vançon, G., . . . Benetos, A. (2008). Five times sit to stand test is a predictor of recurrent falls in healthy community-living subjects aged 65 and older. *J Am Geriatr Soc*, *56*(8), 1575-1577. doi:10.1111/j.1532-5415.2008.01777.x
- Buta BJ, Walston JD, Godino JG, Park M, Kalyani RR, Xue QL, Bandeen-Roche K, Varadhan R. Frailty assessment instruments: Systematic characterization of the uses and contexts of highly-cited instruments. *Ageing Res Rev*. 2016 Mar;26:53-61. doi: 10.1016/j.arr.2015.12.003. Epub 2015 Dec 7. PMID: 26674984; PMCID: PMC4806795.
- Cadmus-Bertram, L. A., Marcus, B. H., Patterson, R. E., Parker, B. A., & Morey, B. L. (2015). Randomized Trial of a Fitbit-Based Physical Activity Intervention for Women. *Am J Prev Med*, *49*(3), 414-418. doi:10.1016/j.amepre.2015.01.020

參考文獻

- Carr, L. J., Karvinen, K., Peavler, M., Smith, R., & Cangelosi, K. (2013). Multicomponent intervention to reduce daily sedentary time: a randomised controlled trial. *BMJ Open*, *3*(10), e003261. doi:10.1136/bmjopen-2013-003261
- Castaneda, C., Layne, J. E., Munoz-Orians, L., Gordon, P. L., Walsmith, J., Foldvari, M., . . . Nelson, M. E. (2002). A randomized controlled trial of resistance exercise training to improve glycemic control in older adults with type 2 diabetes. *Diabetes Care*, *25*(12), 2335-2341. doi:10.2337/diacare.25.12.2335
- Chastin, S. F. M., De Craemer, M., De Cocker, K., Powell, L., Van Cauwenberg, J., Dall, P., . . . Stamatakis, E. (2019). How does light-intensity physical activity associate with adult cardiometabolic health and mortality? Systematic review with meta-analysis of experimental and observational studies. *Br J Sports Med*, *53*(6), 370-376. doi:10.1136/bjsports-2017-097563
- Cheng, S. W. M., Alison, J., Dennis, S., Stamatakis, E., Spencer, L., McNamara, R., . . . McKeough, Z. (2017). A behaviour change intervention to reduce sedentary time in people with chronic obstructive pulmonary disease: protocol for a randomised controlled trial. *J Physiother*, *63*(3), 182. doi:10.1016/j.jphys.2017.04.001
- Choi, J., Lee, J. H., Vittinghoff, E., & Fukuoka, Y. (2016). mHealth Physical Activity Intervention: A Randomized Pilot Study in Physically Inactive Pregnant Women. *Matern Child Health J*, *20*(5), 1091-1101. doi:10.1007/s10995-015-1895-7
- Cohen, J. (1988). *Statistical Power Analysis for the Behavioral Sciences*: L. Erlbaum Associates.
- Colberg, S. R., Sigal, R. J., Yardley, J. E., Riddell, M. C., Dunstan, D. W., Dempsey, P. C., . . . Tate, D. F. (2016). Physical Activity/Exercise and Diabetes: A Position Statement of the American Diabetes Association. *Diabetes Care*, *39*(11), 2065-2079. doi:10.2337/dc16-1728
- Copeland, J. L. and D. W. Eslinger (2009). "Accelerometer assessment of physical activity in active, healthy older adults." *J Aging Phys Act* *17*(1): 17-30.
- Copeland, J. L., Ashe, M. C., Biddle, S. J., Brown, W. J., Buman, M. P., Chastin, S., . . . Dogra, S. (2017). Sedentary time in older adults: a critical review of measurement, associations with health, and interventions. *British Journal of Sports Medicine*, *51*(21), 1539-1539. doi:10.1136/bjsports-2016-097210
- De Cocker, K., De Bourdeaudhuij, I., Cardon, G., & Vandelandotte, C. (2016). The Effectiveness of a Web-Based Computer-Tailored Intervention on Workplace Sitting: A Randomized Controlled Trial. *J Med Internet Res*, *18*(5), e96. doi:10.2196/jmir.5266
- Diaz, K. M., Howard, V. J., Hutto, B., Colabianchi, N., Vena, J. E., Safford, M. M., . . . Hooker, S. P. (2017). Patterns of Sedentary Behavior and

參考文獻

- Mortality in U.S. Middle-Aged and Older Adults: A National Cohort Study. *Ann Intern Med*, 167(7), 465-475. doi:10.7326/m17-0212
- Dunstan, D. W., Daly, R. M., Owen, N., Jolley, D., De Courten, M., Shaw, J., & Zimmet, P. (2002). High-intensity resistance training improves glycemic control in older patients with type 2 diabetes. *Diabetes Care*, 25(10), 1729-1736. doi:10.2337/diacare.25.10.1729
- Dunstan DW, Kingwell BA, Larsen R, Healy GN, Cerin E, Hamilton MT, Shaw JE, Bertovic DA, Zimmet PZ, Salmon J, Owen N. Breaking up prolonged sitting reduces postprandial glucose and insulin responses. *Diabetes Care*. 2012 May;35(5):976-83. doi: 10.2337/dc11-1931. Epub 2012 Feb 28. PMID: 22374636; PMCID: PMC3329818.
- Epstein, L. H. (1998). Integrating theoretical approaches to promote physical activity. *Am J Prev Med*, 15(4), 257-265. doi:10.1016/s0749-3797(98)00083-x
- Franssen, W. M. A., Nieste, I., Vandereydt, F., Savelberg, H. H. C. M., & Eijnde, B. O. (2022). A 12-week consumer wearable activity tracker-based intervention reduces sedentary behaviour and improves cardiometabolic health in free-living sedentary adults: a randomised controlled trial. *Journal of Activity, Sedentary and Sleep Behaviors*, 1(1), 8. doi:10.1186/s44167-022-00007-z
- Fung, T. T., Lee, I. M., Struijk, E., Artalejo, F. R., Willett, W. C., & Lopez-Garcia, E. (2023). Physical Activity and Risk of Frailty in U.S. Women 60 Yr and Older. *Med Sci Sports Exerc*, 55(2), 273-280. doi:10.1249/mss.0000000000003046
- Giné-Garriga, M., Sansano-Nadal, O., Tully, M. A., Caserotti, P., Coll-Planas, L., Rothenbacher, D., . . . Roqué, I. F. M. (2020). Accelerometer-Measured Sedentary and Physical Activity Time and Their Correlates in European Older Adults: The SITLESS Study. *J Gerontol A Biol Sci Med Sci*, 75(9), 1754-1762. doi:10.1093/gerona/glaa016
- Grant, S., Mayo-Wilson, E., Montgomery, P. *et al.* CONSORT-SPI 2018 Explanation and Elaboration: guidance for reporting social and psychological intervention trials. *Trials* 19, 406 (2018). <https://doi.org/10.1186/s13063-018-2735-z>
- Gristwood, J. (2011). Applying the health belief model to physical activity engagement among older adults. *Illuminare*, 9.
- Guo, N.-W., Liu, H.-C., Wong, P.-F., Liao, K.-K., Yan, S.-H., Lin, K.-P., Chang, C.-Y., & Hsu, T.-C. (1988). Chinese version and norms of the Mini-Mental State Examination. *Journal of the Taiwan Rehabilitation Medicine Association*, (16), 52-59.
- Healy, G. N., Dunstan, D. W., Salmon, J., Cerin, E., Shaw, J. E., Zimmet, P. Z., & Owen, N. (2008). Breaks in sedentary time: beneficial associations with metabolic risk. *Diabetes Care*, 31(4), 661-666. doi:10.2337/dc07-2046

參考文獻

- Hubbard RE, O'Mahony MS, Woodhouse KW. Characterising frailty in the clinical setting--a comparison of different approaches. *Age Ageing*. 2009 Jan;38(1):115-9. doi: 10.1093/ageing/afn252. Epub 2008 Nov 13. PMID: 19008304.
- Hsueh, M. C., Stubbs, B., Lai, Y. J., Sun, C. K., Chen, L. J., & Ku, P. W. (2021). A dose response relationship between accelerometer assessed daily steps and depressive symptoms in older adults: a two-year cohort study. *Age Ageing*, 50(2), 519-526. doi:10.1093/ageing/afaa162
- Keadle, S. K., Conroy, D. E., Buman, M. P., Dunstan, D. W., & Matthews, C. E. (2017). Targeting Reductions in Sitting Time to Increase Physical Activity and Improve Health. *Med Sci Sports Exerc*, 49(8), 1572-1582. doi:10.1249/mss.0000000000001257
- Kerse, N., Elley, C. R., Robinson, E., & Arroll, B. (2005). Is Physical Activity Counseling Effective for Older People? A Cluster Randomized, Controlled Trial in Primary Care. *Journal of the American Geriatrics Society*, 53(11), 1951-1956. doi:https://doi.org/10.1111/j.1532-5415.2005.00466.x
- Koorts, H., Salmon, J., Timperio, A., Ball, K., Macfarlane, S., Lai, S. K., . . . Ridgers, N. D. (2020). Translatability of a Wearable Technology Intervention to Increase Adolescent Physical Activity: Mixed Methods Implementation Evaluation. *J Med Internet Res*, 22(8), e13573. doi:10.2196/13573
- Ku, P. W., Hamer, M., Liao, Y., Hsueh, M. C., & Chen, L. J. (2020). Device-measured light-intensity physical activity and mortality: A meta-analysis. *Scand J Med Sci Sports*, 30(1), 13-24. doi:10.1111/sms.13557
- Lai, T.-F., Liao, Y., Lin, C.-Y., Hsueh, M.-C., Koohsari, M. J., Shibata, A., . . . Chan, D.-C. (2023). Diurnal pattern of breaks in sedentary time and the physical function of older adults. *Archives of Public Health*, 81(1), 35. doi:10.1186/s13690-023-01050-1
- LaMonte, M. J., et al. (2018). Accelerometer-measured physical activity and mortality in older women. *Journal of the American Geriatrics Society*, 66(5), 886–894. <https://doi.org/10.1111/jgs.15376>
- Lee, I. M., Shiroma, E. J., Kamada, M., Bassett, D. R., Matthews, C. E., & Buring, J. E. (2019). Association of Step Volume and Intensity With All-Cause Mortality in Older Women. *JAMA Intern Med*, 179(8), 1105-1112. doi:10.1001/jamainternmed.2019.0899
- Lenouvel, E., Ullrich, P., Siemens, W., Dallmeier, D., Denking, M., Kienle, G., . . . Klöppel, S. (2023). Cognitive behavioural therapy (CBT) with and without exercise to reduce fear of falling in older people living in the community. *Cochrane Database of Systematic Reviews*(11). doi:10.1002/14651858.CD014666.pub2
- Liu, J. Y., Kor, P. P., Chan, C. P., Kwan, R. Y., & Cheung, D. S. (2020). The effectiveness of a wearable activity tracker (WAT)-based intervention to improve physical activity levels in sedentary older adults: A systematic review and meta-analysis. *Arch Gerontol Geriatr*, 91, 104211. doi:10.1016/j.archger.2020.104211

參考文獻

- Locke, E. A. (1987). Social Foundations of Thought and Action: A Social-Cognitive View. *Academy of Management Review*, 12(1), 169-171. doi:10.5465/amr.1987.4306538
- Lusardi, M. M., Pellecchia, G. L., & Schulman, M. (2003). Functional Performance in Community Living Older Adults. *Journal of Geriatric Physical Therapy*, 26(3), 14-22. Retrieved from https://journals.lww.com/jgpt/fulltext/2003/12000/functional_performance_in_community_living_older.3.aspx
- Meredith, S. J., Cox, N. J., Ibrahim, K., Higson, J., McNiff, J., Mitchell, S., . . . Lim, S. E. R. (2023). Factors that influence older adults' participation in physical activity: a systematic review of qualitative studies. *Age and Ageing*, 52(8). doi:10.1093/ageing/afad145
- Michie, S., Abraham, C., Whittington, C., McAteer, J., & Gupta, S. (2009). Effective techniques in healthy eating and physical activity interventions: a meta-regression. *Health Psychol*, 28(6), 690-701. doi:10.1037/a0016136
- Miguel, J. H., Cadenas-Sanchez, C., Ekelund, U., Delisle Nyström, C., Mora-Gonzalez, J., Löf, M., . . . Ortega, F. B. (2017). Accelerometer Data Collection and Processing Criteria to Assess Physical Activity and Other Outcomes: A Systematic Review and Practical Considerations. *Sports Med*, 47(9), 1821-1845. doi:10.1007/s40279-017-0716-0
- Nawrocka, A., Mynarski, W., & Cholewa, J. (2017). Adherence to physical activity guidelines and functional fitness of elderly women, using objective measurement. *Ann Agric Environ Med*, 24(4), 632-635. doi:10.5604/12321966.1231388
- Neil-Sztramko, S. E., Teggart, K., Moore, C., Sherifali, D., Fitzpatrick-Lewis, D., Coletta, G., . . . Ganann, R. (2022). Community-based group physical activity and/or nutrition interventions to promote mobility in older adults: an umbrella review. *BMC Geriatrics*, 22(1), 539. doi:10.1186/s12877-022-03170-9
- Nguyen S, Bellettiere J, Anuskiewicz B, Di C, Carlson J, Natarajan L, LaMonte MJ, LaCroix AZ. Prospective Associations of Accelerometer-Measured Machine-Learned Sedentary Behavior With Death Among Older Women: The OPACH Study. *J Am Heart Assoc*. 2024 Mar 5;13(5):e031156. doi: 10.1161/JAHA.123.031156. Epub 2024 Feb 27. PMID: 38410939; PMCID: PMC10944026.
- Nguyen, C., Kaufman, M., Vallejo, A., DeParis, S., Friedlander, A., Frehlich, L., & Fredericson, M. (2024). Analysis of Common Exercise Modalities in Improving Athletic Performance in Older Adults: A Narrative Review. *Curr Sports Med Rep*, 23(6), 245-252. doi:10.1249/jsr.0000000000001175
- Nguyen, S., LaCroix, A. Z., Hayden, K. M., Di, C., Palta, P., Stefanick, M. L., . . . Bellettiere, J. (2023). Accelerometer-measured physical activity and sitting with incident mild cognitive impairment or probable dementia among older women. *Alzheimers Dement*, 19(7), 3041-3054. doi:10.1002/alz.12908

參考文獻

- Oguma, Y., Sesso, H. D., Paffenbarger, R. S., Jr., & Lee, I. M. (2002). Physical activity and all cause mortality in women: a review of the evidence. *Br J Sports Med*, 36(3), 162-172. doi:10.1136/bjism.36.3.162
- Paterson, D. H., & Warburton, D. E. (2010). Physical activity and functional limitations in older adults: a systematic review related to Canada's Physical Activity Guidelines. *Int J Behav Nutr Phys Act*, 7, 38. doi:10.1186/1479-5868-7-38
- Phillips, S. M., Cadmus-Bertram, L., Rosenberg, D., Buman, M. P., & Lynch, B. M. (2018). Wearable Technology and Physical Activity in Chronic Disease: Opportunities and Challenges. *Am J Prev Med*, 54(1), 144-150. doi:10.1016/j.amepre.2017.08.015
- Podsiadlo, D., & Richardson, S. (1991). The timed "Up & Go": a test of basic functional mobility for frail elderly persons. *J Am Geriatr Soc*, 39(2), 142-148. doi:10.1111/j.1532-5415.1991.tb01616.x
- Posadzki, P., Pieper, D., Bajpai, R., Makaruk, H., Könsgen, N., Neuhaus, A. L., & Semwal, M. (2020). Exercise/physical activity and health outcomes: an overview of Cochrane systematic reviews. *BMC Public Health*, 20(1), 1724. doi:10.1186/s12889-020-09855-3
- Ridgers, N. D., Timperio, A., Brown, H., Ball, K., Macfarlane, S., Lai, S. K., . . . Salmon, J. (2017). A cluster-randomised controlled trial to promote physical activity in adolescents: the Raising Awareness of Physical Activity (RAW-PA) Study. *BMC Public Health*, 17(1), 6. doi:10.1186/s12889-016-3945-5
- Ringeval, M., Wagner, G., Denford, J., Paré, G., & Kitsiou, S. (2020). Fitbit-Based Interventions for Healthy Lifestyle Outcomes: Systematic Review and Meta-Analysis. *J Med Internet Res*, 22(10), e23954. doi:10.2196/23954
- Roberts, L. M., Jaeger, B. C., Baptista, L. C., Harper, S. A., Gardner, A. K., Jackson, E. A., . . . Buford, T. W. (2019). Wearable Technology To Reduce Sedentary Behavior And CVD Risk In Older Adults: A Pilot Randomized Clinical Trial. *Clin Interv Aging*, 14, 1817-1828. doi:10.2147/cia.S222655
- Roe, L. S., Harrison, S., Cawthon, P. M., Moored, K. D., Qiao, Y. S., Ensrud, K., . . . Cauley, J. A. (2023). The association between daily sedentary and active bout frequency with mortality risk in older men using accelerometry. *J Am Geriatr Soc*, 71(5), 1547-1557. doi:10.1111/jgs.18234
- Room, J., Boulton, M., Dawes, H., Archer, K., & Barker, K. (2021). Physiotherapists' perceptions of how patient adherence and non-adherence to recommended exercise for musculoskeletal conditions affects their practice: a qualitative study. *Physiotherapy*, 113, 107-115. doi:10.1016/j.physio.2021.06.001
- Rosenberg, D. E., Greenwood-Hickman, M. A., Zhou, J., Cook, A. J., Mettert, K. D., Cooper, J., . . . McClure, J. B. (2021). Protocol for a randomized controlled trial of sitting reduction to improve cardiometabolic health in older adults. *Contemp Clin Trials*, 111, 106593. doi:10.1016/j.cct.2021.106593

參考文獻

- Schuna, J. M., Jr., Swift, D. L., Hendrick, C. A., Duet, M. T., Johnson, W. D., Martin, C. K., . . . Tudor-Locke, C. (2014). Evaluation of a workplace treadmill desk intervention: a randomized controlled trial. *J Occup Environ Med*, 56(12), 1266-1276. doi:10.1097/jom.0000000000000336
- Sparling, P. B., Howard, B. J., Dunstan, D. W., & Owen, N. (2015). Recommendations for physical activity in older adults. *BMJ : British Medical Journal*, 350, h100. doi:10.1136/bmj.h100
- Stalling, I., Gruber, M. & Bammann, K. Sex differences in physical functioning among older adults: cross-sectional results from the OUTDOOR ACTIVE study. *BMC Public Health* 24, 1766 (2024). <https://doi.org/10.1186/s12889-024-19218-x>
- Stephenson, A., McDonough, S. M., Murphy, M. H., Nugent, C. D., & Mair, J. L. (2017). Using computer, mobile and wearable technology enhanced interventions to reduce sedentary behaviour: a systematic review and meta-analysis. *International Journal of Behavioral Nutrition and Physical Activity*, 14(1), 105. doi:10.1186/s12966-017-0561-4
- Swartz, A. M., Squires, L., & Strath, S. J. (2011). Energy expenditure of interruptions to sedentary behavior. *Int J Behav Nutr Phys Act*, 8, 69. doi:10.1186/1479-5868-8-69
- Taekema, D. G., Gussekloo, J., Maier, A. B., Westendorp, R. G., & de Craen, A. J. (2010). Handgrip strength as a predictor of functional, psychological and social health. A prospective population-based study among the oldest old. *Age Ageing*, 39(3), 331-337. doi:10.1093/ageing/afq022
- Tang, M. S. S., Moore, K., McGavigan, A., Clark, R. A., & Ganesan, A. N. (2020). Effectiveness of Wearable Trackers on Physical Activity in Healthy Adults: Systematic Review and Meta-Analysis of Randomized Controlled Trials. *JMIR Mhealth Uhealth*, 8(7), e15576. doi:10.2196/15576
- Troiano, R. P., Berrigan, D., Dodd, K. W., Mâsse, L. C., Tilert, T., & McDowell, M. (2008). Physical activity in the United States measured by accelerometer. *Med Sci Sports Exerc*, 40(1), 181-188. doi:10.1249/mss.0b013e31815a51b3
- World Health Organization. (2018). Global action plan on physical activity 2018–2030: More active people for a healthier world. World Health Organization. <https://apps.who.int/iris/handle/10665/272722>
- Wu, J., Fu, Y., Chen, D., Zhang, H., Xue, E., Shao, J., . . . Ye, Z. (2023). Sedentary behavior patterns and the risk of non-communicable diseases and all-cause mortality: A systematic review and meta-analysis. *International Journal of Nursing Studies*, 146, 104563. doi:<https://doi.org/10.1016/j.ijnurstu.2023.104563>
- Wyrwich, K. W., & Wolinsky, F. D. (2000). Physical activity, disability, and the risk of hospitalization for breast cancer among older women. *J Gerontol A Biol Sci Med Sci*, 55(7), M418-421. doi:10.1093/gerona/55.7.m418